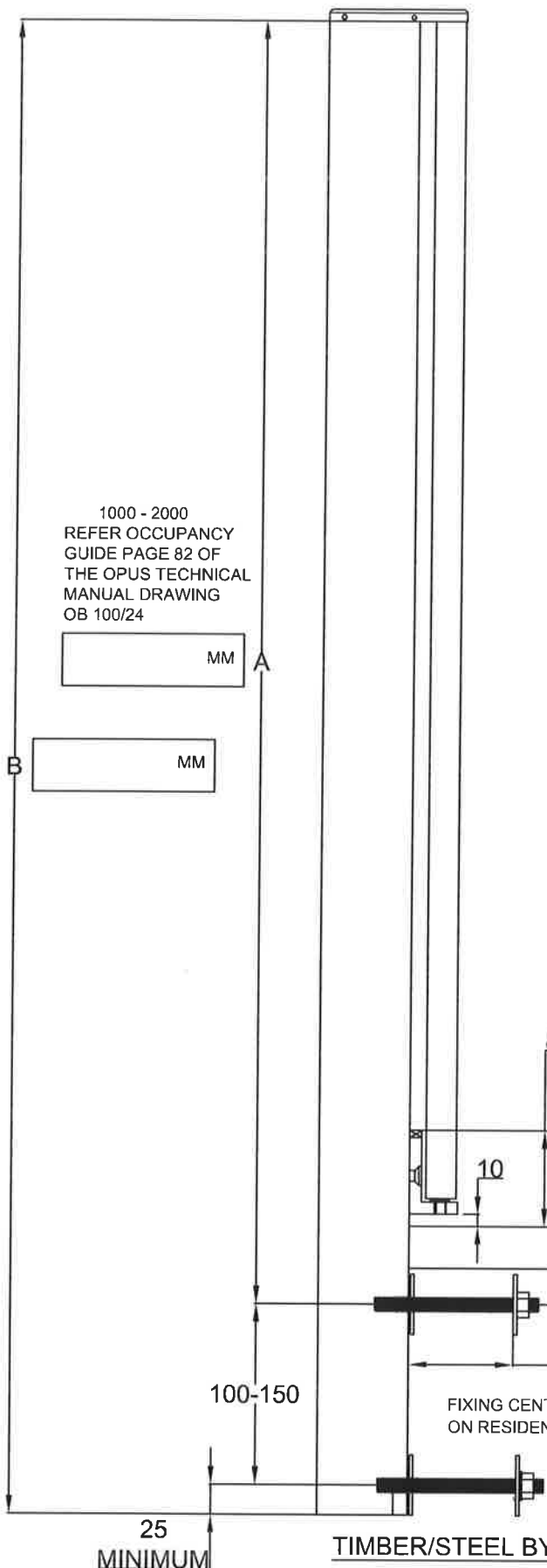


OPUS ORDER FORM FOR FACE FIX CONCEALED FIXINGS TIMBER/STEEL	
CUSTOMER NAME:	
CUSTOMER ORDER NUMBER:	
NUMBER OF POSTS REQUIRED:	
THICKNESS OF GLASS BEING USED REFER OPUS DRAWING OB100/4 FOR OCCUPANCY TYPE.	10-12-15-16
HEIGHT FROM FLOOR TO TOP OF GLASS REFER OPUS DRAWING OB100/4 FOR OCCUPANCY TYPE - (SEE A ON DWG)	MM
STAINLESS STEEL TOP CAP FINISH - MIRROR POLISH	YES/NO
STAINLESS STEEL TOP CAP FINISH - SATIN (BRUSHED)	YES/NO
STAINLESS STEEL TOP CAP FINISH POWDERCOATED TO MATCH POST	YES/NO
POWDERCOAT FINISH.	YES/NO
COLOUR REQUIRED:	
FIX KIT #5 REQUIRED:	YES/NO
CONTENTS OF OPTIONAL FIXING KIT #5	
NYLON TOP HAT INSERTS M12 X 32 - 2NO STAINLESS STEEL WASHERS M12 50MM X 50MM - 4NO STAINLESS STEEL SPRING WASHERS M12 - 2NO STAINLESS STEEL M12 NUTS - 2NO STAINLESS STEEL STUD M12 X 150MM - 2NO - (B ON DRAWING)	

© OPUS MANUFACTURING LTD 2012



PROVIDE DIMENSION MM

DECKING

PROVIDE DIMENSION MM

FIXING CENTRES CAN BE REDUCED TO 100MM ON RESIDENTIAL INSTALLATION ONLY.

THIS POST IS PROTECTED BY NZ DESIGN APPLICATION NO 416723

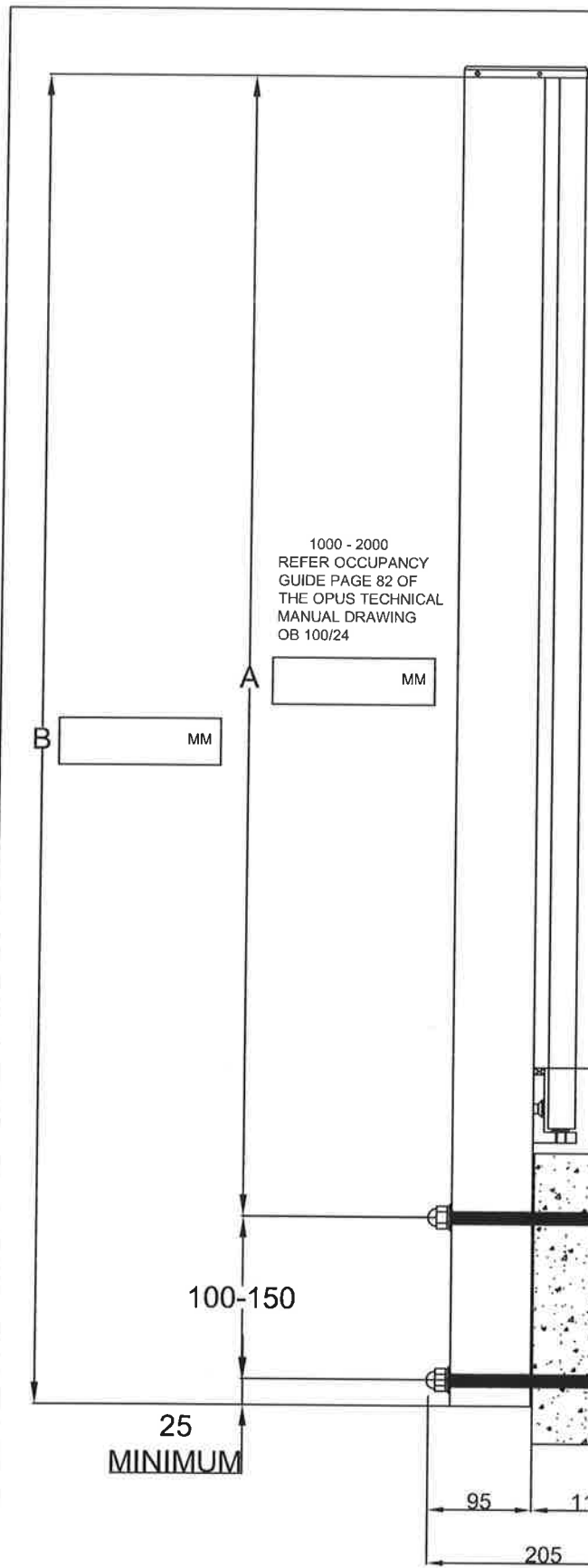
TIMBER/STEEL BY OTHERS

DRAWING UPDATED 31/05/19 TO SHOW MAX 2MTR HEIGHT

OPUS™ MANUFACTURING LTD.
 11 Grasslands Place
 P.O.Box 5750 Frankton, Hamilton, New Zealand
 Telephone: +64 7 847 5001
 Fax: +64 7 847 5003

ORDER FORM FOR OPUS MANUFACTURING FACE FIX BALUSTRADE SYSTEM OB101-C FOR INSTALLATION ON TIMBER (CONCEALED)

OPUS PART NUMBER OB101-C DRAWING NUMBER: OB101-C/11



OPUS ORDER FORM FOR FACE FIX CONCRETE	
CUSTOMER NAME:	
CUSTOMER ORDER NUMBER:	
NUMBER OF POSTS REQUIRED:	
THICKNESS OF GLASS BEING USED REFER OPUS DRAWING OB100/5 FOR OCCUPANCY TYPE.	10-12-15-16
HEIGHT FROM FLOOR TO TOP OF GLASS REFER OPUS DRAWING OB101/5 FOR OCCUPANCY TYPE - (SEE A ON DRAWING)	MM
STAINLESS STEEL TOP CAP FINISH - MIRROR POLISH	YES/NO
STAINLESS STEEL TOP CAP FINISH - SATIN (BRUSHED)	YES/NO
STAINLESS STEEL TOP CAP FINISH POWDERCOATED TO MATCH POST	YES/NO
POWDERCOAT FINISH.	YES/NO
COLOUR REQUIRED:	
FIX KIT #3 REQUIRED:	YES/NO
CONTENTS OF OPTIONAL FIXING KIT #3 STAINLESS STEEL M12 DOME NUTS - 2NO STAINLESS STEEL SPRING WASHERS M12 - 2NO STAINLESS STEEL FLAT WASHER M12 X 24MM - 2NO NYLON TOP HAT INSERTS M12 X 24MM - 2NO NYLON TOP HAT INSERTS M12 X 32MM - 2NO STAINLESS STEEL WASHERS M12 50MM X 50MM - 2NO STAINLESS STEEL STUD M12 X 205MM - 2NO	

© OPUS MANUFACTURING LTD 2012

FIXING CENTRES CAN BE REDUCED TO 100MM ON RESIDENTIAL INSTALLATION ONLY.

THIS POST IS PROTECTED BY NZ DESIGN APPLICATION NO 416723

DRAWING UPDATED 31/05/19 TO SHOW MAX 2MTR HIGH

OPUS™ MANUFACTURING LTD.
 11 Grasslands Place
 P.O.Box 5750 Frankton, Hamilton, New Zealand
 Telephone: +64 7 847 5001
 Fax: +64 7 847 5003

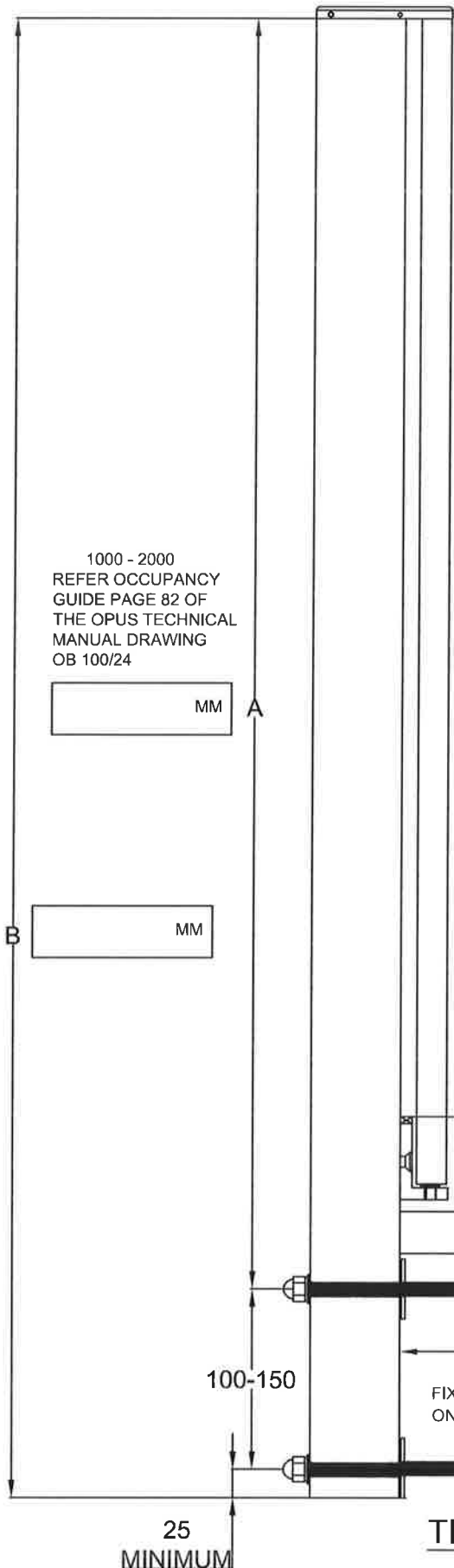
**ORDER FORM FOR OPUS MANUFACTURING
 FACE FIX BALUSTRADE SYSTEM OB101
 FOR INSTALLATION ON CONCRETE**

OPUS PART NUMBER OB101

DRAWING NUMBER: OB101/9

OPUS ORDER FORM FOR FACE FIX NON-CONCEALED FIXINGS TIMBER/STEEL	
CUSTOMER NAME:	
CUSTOMER ORDER NUMBER:	
NUMBER OF POSTS REQUIRED:	
THICKNESS OF GLASS BEING USED REFER OPUS DRAWING OB100/4 FOR OCCUPANCY TYPE.	10-12-15-16
HEIGHT FROM FLOOR TO TOP OF GLASS REFER OPUS DRAWING OB100/4 FOR OCCUPANCY TYPE - (SEE A ON DRAWING)	MM
STAINLESS STEEL TOP CAP FINISH - MIRROR POLISH	YES/NO
STAINLESS STEEL TOP CAP FINISH - SATIN (BRUSHED)	YES/NO
STAINLESS STEEL TOP CAP FINISH POWDERCOATED TO MATCH POST	YES/NO
POWDERCOAT FINISH.	YES/NO
COLOUR REQUIRED:	
FIX KIT #4 REQUIRED:	YES/NO
CONTENTS OF OPTIONAL FIXING KIT #4 STAINLESS STEEL M12 DOME NUTS - 2NO STAINLESS STEEL SPRING WASHERS M12 - 2NO STAINLESS STEEL FLAT WASHERS M12 X 24MM - 2NO NYLON TOP HAT INSERTS M12 X 24MM - 2NO NYLON TOP HAT INSERTS M12 X 32MM - 2NO STAINLESS STEEL WASHERS M12 50MM X 50MM - 4NO STAINLESS STEEL M12 NUTS - 2NO STAINLESS STEEL STUD M12 X 200MM - 2NO <B ON DWG>	

1000 - 2000
REFER OCCUPANCY
GUIDE PAGE 82 OF
THE OPUS TECHNICAL
MANUAL DRAWING
OB 100/24



© OPUS MANUFACTURING LTD 2012

PROVIDE DIMENSION MM

DECKING

PROVIDE DIMENSION MM

FIXING CENTRES CAN BE REDUCED TO 100MM ON RESIDENTIAL INSTALLATION ONLY.

THIS POST IS PROTECTED BY NZ DESIGN APPLICATION NO 416723

TIMBER/STEEL BY OTHERS

DRAWING UPDATED 31/05/19 TO SHOW MAX 2MTR HIGHT

OPUS™ MANUFACTURING LTD.
11 Grasslands Place
P.O.Box 5750 Frankton, Hamilton, New Zealand
Telephone: +64 7 847 5001
Fax: +64 7 847 5003

ORDER FORM FOR OPUS MANUFACTURING FACE FIX BALUSTRADE SYSTEM OB101 NON-CONCEALED FOR INSTALLATION ON TIMBER

OPUS PART NUMBER OB101 DRAWING NUMBER: OB101/10

OPUS ORDER FORM FOR FACE FIX NON-CONCEALED SPAX FIXINGS TIMBER

CUSTOMER NAME:

CUSTOMER ORDER NUMBER:

NUMBER OF POSTS REQUIRED:

THICKNESS OF GLASS BEING USED
REFER OPUS DRAWING OB100/4 FOR OCCUPANCY TYPE.

10-12

HEIGHT FROM FLOOR TO TOP OF GLASS
REFER OPUS DRAWING OB100/4 FOR OCCUPANCY TYPE - (SEE A ON DRAWING)

MM

STAINLESS STEEL TOP CAP FINISH - MIRROR POLISH

YES/NO

STAINLESS STEEL TOP CAP FINISH - SATIN (BRUSHED)

YES/NO

STAINLESS STEEL TOP CAP FINISH POWDERCOATED TO MATCH POST

YES/NO

POWDERCOAT FINISH.

YES/NO

COLOUR REQUIRED:

FIX KIT #? REQUIRED:

YES/NO

CONTENTS OF OPTIONAL FIXING KIT #?

6NO - 8MM x 180MM STAINLESS STEEL SPAX FITTINGS

1200mm
REFER OCCUPANCY
GUIDE PAGE 82 OF
THE OPUS TECHNICAL
MANUAL DRAWING
OB 100/24

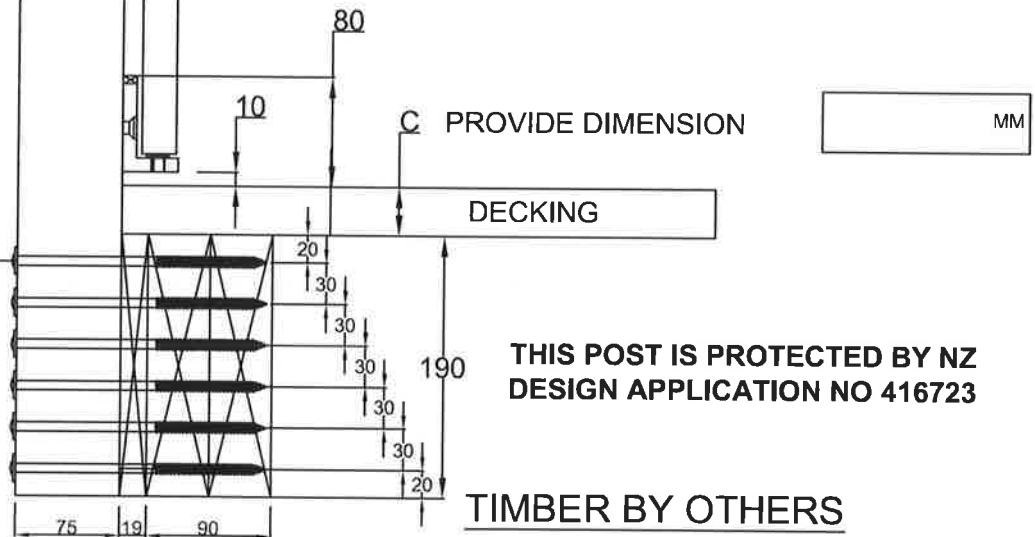
MM

A

MM

B

© OPUS MANUFACTURING LTD 2012



DRAWING UPDATED 31/05/19 TO SHOW MAX 2MTR HIGHT

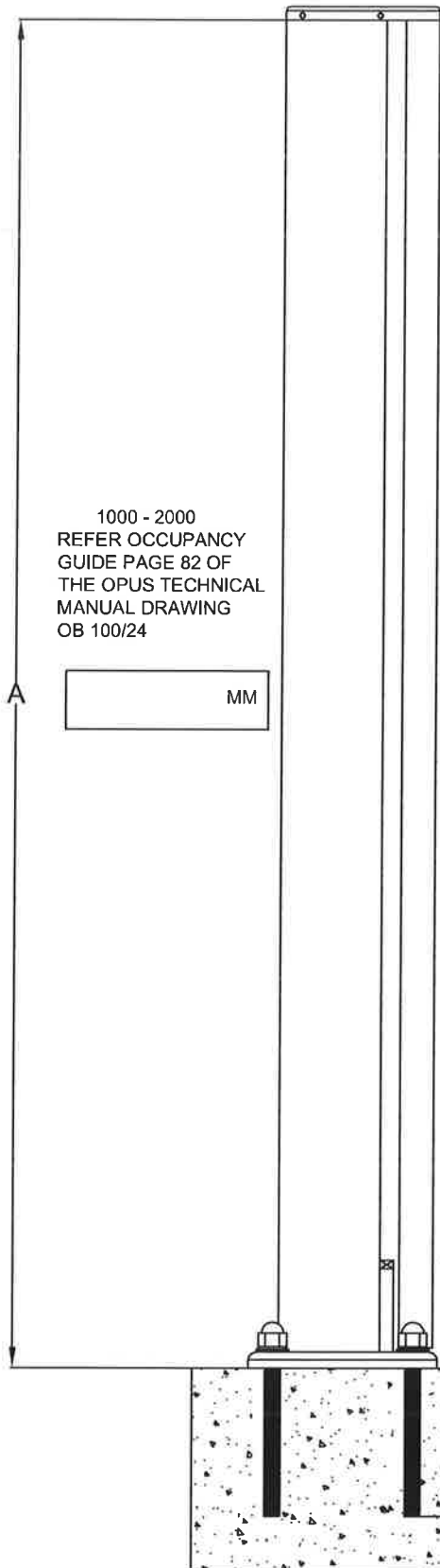
OPUSTM MANUFACTURING LTD.

11 Grasslands Place
P.O.Box 5750 Frankton, Hamilton, New Zealand
Telephone: +64 7 847 5001
Fax: +64 7 847 5003

**ORDER FORM FOR OPUS MANUFACTURING
FACE FIX BALUSTRADE SYSTEM WITH SPAX
FIXINGS OB101-S NON- CONCEALED FOR
INSTALLATION ON TIMBER**

OPUS PART NUMBER OB101-S

DRAWING NUMBER: OB101/10A



1000 - 2000
REFER OCCUPANCY
GUIDE PAGE 82 OF
THE OPUS TECHNICAL
MANUAL DRAWING
OB 100/24

MM

OPUS ORDER FORM FOR TOP FIX CONCRETE	
CUSTOMER NAME:	
CUSTOMER ORDER NUMBER:	
NUMBER OF POSTS REQUIRED:	
THICKNESS OF GLASS BEING USED REFER OPUS DRAWING OB100/2 FOR OCCUPANCY TYPE.	10-12-15-16
HEIGHT FROM FLOOR TO TOP OF GLASS REFER OPUS DRAWING OB100/2 FOR OCCUPANCY TYPE - (A ON DRAWING)	MM
STAINLESS STEEL TOP CAP FINISH - MIRROR POLISH	YES/NO
STAINLESS STEEL TOP CAP FINISH - SATIN (BRUSHED)	YES/NO
STAINLESS STEEL TOP CAP FINISH POWDERCOATED TO MATCH POST	YES/NO
POWDERCOAT.	YES/NO
COLOUR REQUIRED:	
FIX KIT #1 REQUIRED:	YES/NO
CONTENTS OF OPTIONAL FIXING KIT #1 STAINLESS STEEL M12 DOME NUTS - 4NO STAINLESS STEEL SPRING WASHERS M12 - 4NO STAINLESS STEEL FLAT WASHER M12 X 24MM - 4NO NYLON TOP HAT INSERTS M12 X 24 - 4NO STAINLESS STEEL STUD M12 X 140MM X 4NO	

© OPUS MANUFACTURING LTD 2012

THIS POST IS PROTECTED BY NZ DESIGN APPLICATION NO 416723

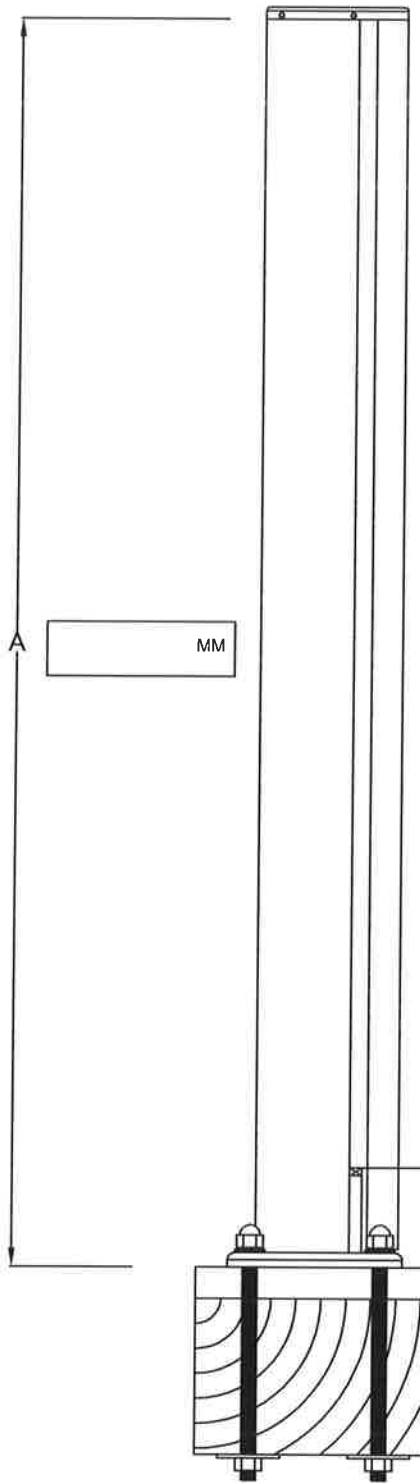
DRAWING UPDATED 31/05/19 TO SHOW MAX 2MTR HEIGHT

OPUS™ MANUFACTURING LTD.
11 Grasslands Place
P.O.Box 5750 Frankton, Hamilton, New Zealand
Telephone: +64 7 847 5001
Fax: +64 7 847 5003

**ORDER FORM FOR OPUS MANUFACTURING
TOP FIX BALUSTRADE SYSTEM OB100
FOR INSTALLATION ON CONCRETE**

OPUS PART NUMBER OB100

DRAWING NUMBER: OB100/7



OPUS ORDER FORM FOR TOP FIX TIMBER/STEEL	
CUSTOMER NAME:	
CUSTOMER ORDER NUMBER:	
NUMBER OF POSTS REQUIRED:	
THICKNESS OF GLASS BEING USED REFER OPUS DRAWING OB100/3 FOR OCCUPANCY TYPE.	10-12-15-16
HEIGHT FROM FLOOR TO TOP OF GLASS REFER OPUS DRAWING OB100/3 FOR OCCUPANCY TYPE - (SEE A ON DWG)	MM
STAINLESS STEEL TOP CAP FINISH - MIRROR POLISH	YES/NO
STAINLESS STEEL TOP CAP FINISH - SATIN (BRUSHED)	YES/NO
STAINLESS STEEL TOP CAP FINISH POWDERCOATED TO MATCH POST	YES/NO
POWDERCOAT FINISH.	YES/NO
COLOUR REQUIRED:	
FIX KIT #2 REQUIRED:	YES/NO
CONTENTS OF OPTIONAL FIXING KIT #2	
STAINLESS STEEL M12 DOME NUTS - 4NO	
STAINLESS STEEL SPRING WASHERS M12 - 4NO	
STAINLESS STEEL FLAT WASHER M12 X 24MM - 4NO	
STAINLESS STEEL WASHERS M12 50MM X 50MM - 4NO	
STAINLESS STEEL M12 NUTS X 4NO	
NYLON TOP HAT INSERTS M12 X 24 - 4NO	
STAINLESS STEEL STUD M12 X 300MM - 4NO - (B ON DRAWING)	

© OPUS MANUFACTURING LTD 2012

THIS POST IS PROTECTED BY NZ DESIGN APPLICATION NO 416723

DRAWING UPDATED 31/05/19 TO SHOW MAX 2MTR HIGHT

OPUS™ MANUFACTURING LTD.
 11 Grasslands Place
 P.O.Box 5750 Frankton, Hamilton, New Zealand
 Telephone: +64 7 847 5001
 Fax: +64 7 847 5003

**ORDER FORM FOR OPUS MANUFACTURING
 TOP FIX BALUSTRADE SYSTEM OB100
 FOR INSTALLATION ON TIMBER/STEEL**

OPUS PART NUMBER OB100

DRAWING NUMBER: OB100/8